

10-dic.-20

### Renta Fija - Corporativos

Emisor	ISIN	Min. compra	Cupón	Vencimiento	Divisa	Next Call @ Price	Rtg BGG	BID	ASK	Cr Yield	YTM/YTC	Dur	G-Spread
FORD MOTOR CO	US345370CV02	2,000.00	6.500%	21-Apr-23	USD	NA	BB	112.40	112.81	7.56%	2.93%	2.14	282
FORD MOTOR CO	US345370CV04	2,000.00	6.000%	22-Aug-25	USD	22/Mar/25 @ 100	BB	122.12	122.36	7.37%	3.38%	2.72	316
BANCO CREDITOFA	USP00646AD58	10,000.00	6.875%	16-Sep-26	USD	16/Sep/21 @ 100	BBB-	104.49	104.98	6.58%	1.02%	0.75	638
BANCO CREDITOFA	USP00646AE32	10,000.00	6.125%	24-Apr-27	USD	24/Apr/22 @ 100	BBB-	105.47	105.94	5.81%	1.97%	1.32	539
BANCO DE CREDITO	US02364WB067	10,000.00	3.125%	1-Jul-30	USD	01/Jul/25 @ 100	BBB-	101.90	102.18	3.07%	3.02%	4.41	212
DELL INT / EMC	USU24724AF82	2,000.00	6.200%	15-Jul-30	USD	15/Apr/30 @ 100	BBB-	128.01	128.23	4.84%	2.77%	7.21	196
DELL INT / EMC	USU24724AL78	2,000.00	5.300%	1-Oct-29	USD	01/Jul/29 @ 100	BBB-	120.62	120.78	4.39%	2.63%	6.96	182
DELL INT / EMC	USP4949BAH70	2,000.00	7.125%	15-Jun-24	USD	28/Dec/20 @ 103.563	BB	103.78	103.97	6.87%	-2.00%	0.02	566
CBS CORP	US124857A069	2,000.00	4.000%	15-Jan-26	USD	15/Oct/25 @ 100	BBB	113.80	114.03	3.51%	1.06%	3.64	81
BBVA BANCO CONT	USP16260AA28	10,000.00	5.000%	26-Aug-22	USD	NA	BBB+	106.53	106.96	4.69%	0.96%	1.62	89
BBVA BANCO CONT	USP16260AG98	10,000.00	5.250%	22-Sep-29	USD	22/Sep/24 @ 100	BBB-	106.02	106.46	4.62%	2.70%	3.64	212
BANCO GENESZ	USP12851A849	200,000.00	4.125%	7-Aug-27	USD	07/Mar/27 @ 100	BBB	113.15	113.61	3.65%	1.53%	5.58	144
BROADCOM INC	USU1109M1A01	2,000.00	4.300%	15-Nov-32	USD	15/Aug/32 @ 100	BBB-	118.58	118.91	3.63%	2.44%	9.46	146
VISTRA OPERATION	USU9226VAE75	2,000.00	5.000%	31-Jul-27	USD	31/Jul/22 @ 102.5	BB	105.52	105.74	4.74%	3.95%	2.07	334
VISTRA OPERATION	USU9226VAB37	2,000.00	5.625%	15-Feb-27	USD	15/feb/22 @ 102.813	BB	105.79	106.08	5.32%	4.50%	1.30	394
GOLDMAN SACHS GP	USP31488BAD1	1,000.00	5.000%	0-Jan-00	USD	10/Nov/22 @ 100	BB+	99.71	100.27	5.01%	5.28%	1.19	156
CONTROLADORA MAB	USP3100SAC81	200,000.00	5.600%	23-Oct-28	USD	23/Jul/28 @ 100	BBB-	117.77	118.49	4.76%	2.92%	6.22	228
AUTOPISTAS DEL S	USP05875AB84	200,000.00	3.750%	30-Dec-30	USD	NA	NR	93.23	93.64	7.91%	8.31%	4.16	741
BROADCOM INC	USU1135FAM32	2,000.00	3.459%	15-Sep-26	USD	15/Jul/26 @ 100	BBB-	110.55	110.70	3.13%	1.46%	4.69	106
BROADCOM INC	USU1109MAG16	2,000.00	5.000%	15-Apr-30	USD	15/Jan/30 @ 100	BBB-	121.25	121.39	4.12%	2.35%	7.45	155
GENERAL MOTORS C	USU37045VAB97	2,000.00	5.000%	1-Oct-28	USD	01/Jul/28 @ 100	BBB-	116.40	116.73	4.22%	2.29%	6.32	166
OTISGROUP INC	USU12967H076	1,000.00	6.300%	31-Dec-00	USD	15/Mar/24 @ 100	BBB-	106.29	106.75	5.93%	4.24%	3.25	205
JPMORGAN CHASE	USU46625JH16	1,000.00	6.125%	31-Dec-00	USD	30/Apr/24 @ 100	BBB	108.46	108.84	5.65%	3.45%	3.28	189
BANK OF AMER CRP	USO60505EH35	1,000.00	6.250%	31-Dec-00	USD	05/Sep/24 @ 100	BBB-	111.54	111.89	5.60%	2.90%	3.54	212
XEROX HOLDINGS C	USU98401AA75	2,000.00	5.000%	15-Aug-25	USD	15/Jul/25 @ 100	BB	104.33	105.14	4.79%	3.74%	3.21	346
MICROCHIP TECH	USU59332AD52	2,000.00	4.250%	1-Sep-25	USD	01/Sep/22 @ 102.125	BB	105.26	105.57	4.04%	2.20%	1.64	263
XEROX HOLDINGS C	USU98401AB58	2,000.00	5.500%	15-Aug-28	USD	15/Jul/28 @ 100	BB	105.00	105.27	5.24%	4.67%	5.99	397

### Renta Variable - Acciones Preferentes

Emisor	ISIN	Cupón	Vencimiento	Next Call @ Price	Dias sig. call	Rtg BGG	BID (USD)	ASK (USD)	Cr Yield	YTM	YTC	Dur
ALL 5.1 - ALLSTATE CORP	US0200023093	5.100%	1/15/2053	15/Jan/23 @ 25	766.00	BBB	27.27	27.30	4.67%	3.15%	1.0%	2
AXS 5 1/2 PERP - AXIS CAPITAL	BMG0692U1172	5.500%	Perpetua	NA	NA	NR	24.99	25.00	5.50%	NA	NA	NA
CTL 6 1/8 - QWEST CORP	US74913G6008	6.125%	6/1/2053	14/Dec/20 @ 25	4.00	BB+	25.04	25.05	6.11%	NA	NA	NA
D 5 1/4 - DOMINION RES	US25746U8449	5.250%	7/30/2076	30/Jul/21 @ 25	232.00	BBB-	25.85	25.89	5.07%	5.10%	0.6%	2
DTE 5 3/8 - DTE ENERGY CO	US2333318002	5.375%	6/1/2076	01/Jun/21 @ 25	173.00	BB+	28.78	28.87	5.20%	5.20%	-1.7%	1
DUK 5 - DUKE ENERGY CORP	US264441C3034	5.125%	11/15/2073	11/Jan/21 @ 25	32.00	BBB	26.26	26.30	4.80%	4.80%	-50.4%	0
EBAY 6 - EBAY INC	US2796422020	6.000%	2/1/2056	01/Mar/21 @ 25	81.00	BBB	25.92	25.99	5.78%	5.79%	-8.9%	0
ETR 5 1/4 - ENTERGY LA LLC	US29364W5040	5.250%	7/1/2052	16/Dec/20 @ 25	6.00	A	25.27	25.29	5.19%	-12.46%	-19.6%	0
GMT 5 5/8 - GATX CORP	US3144860088	5.625%	5/30/2066	30/May/21 @ 25	171.00	BBB	25.95	25.96	5.42%	5.41%	-2.2%	0
LM 6 3/8 - LEGG MASON INC	US5249015018	6.375%	3/15/2056	15/Mar/21 @ 25	95.00	BBB+	25.70	25.79	6.19%	6.28%	0.1%	0
NEE 5 1/8 - NEXTERA ENERGY	US65339K8036	5.125%	11/15/2072	NA	NA	BBB	25.23	25.25	5.08%	NA	NA	NA
NEE 5 - NEXTERA ENERGY	US65339K8861	5.000%	1/15/2073	NA	NA	BBB	25.03	25.04	4.99%	NA	NA	NA
NEE 5 1/4 - NEXTERA ENERGY	US65339K1007	5.250%	6/1/2076	01/Jun/21 @ 25	173.00	BBB	26.09	26.10	5.03%	5.03%	-3.7%	0
OPI 5 7/8 - GOV PPTY INCOME	US38376A2024	5.875%	5/1/2046	26/May/21 @ 25	167.00	BBB-	25.63	25.79	5.71%	5.68%	-0.7%	1
PPL 5.9 - PPL CAPITAL FDG	US69352P2020	5.900%	4/30/2073	11/Jan/21 @ 25	32.00	BBB-	25.88	25.89	5.70%	5.72%	-33.9%	0
PRU 5.7 - PRUDENTIAL FIN	US7443207060	5.700%	3/15/2053	NA	NA	BBB+	25.02	25.03	5.69%	NA	NA	NA
RG 6.2 - REINSURANCE GRP	US7593517037	6.200%	9/15/2042	15/Sep/22 @ 25	644.00	BBB	26.71	26.74	5.80%	4.30%	2.1%	2
RG 5 3/4 - REINSURANCE GRP	US7593518027	5.750%	6/15/2056	15/Jun/26 @ 25	2,013.00	BBB	28.77	28.79	4.99%	3.86%	2.8%	5
SO 6 1/4 - SOUTHERN CO	US8425872061	6.250%	10/15/2075	NA	NA	BBB-	25.01	25.02	6.25%	NA	NA	NA

### Renta Variable - ETFs y fondos mutuos

Nombre	ISIN	Ticker	País	Divisa	BID (USD)	ASK (USD)	Cambio diario	Ultima semana	Ultimo mes	Ultimos 3 meses	1 año	Beta	Volatilidad (últ. 90 días)
ISHARES MSCI KLD 400 SOCIAL	US6462885705	DSI	US	USD	69.95	70.01	-0.09%	0.03%	3.72%	10.53%	21.12%	0.99	19.2%
INVESTO DYNAMIC PHARMACEUTIC	US6461378627	PJP	US	USD	68.72	69.83	0.25%	1.62%	3.12%	8.66%	8.50%	0.90	20.7%
FINANCIAL SELECT SECTOR SPDR	US81369V0569	XLF	US	USD	28.62	28.63	-0.27%	-0.03%	5.42%	17.30%	-3.04%	1.00	25.5%
COMM SERV SELECT SECTOR SPDR	US81369V2090	XLC	US	USD	112.68	112.69	-0.44%	-1.06%	5.16%	10.64%	27.56%	1.00	23.4%
UTILITIES SELECT SECTOR SPDR	US81369Y8865	XLU	US	USD	62.27	62.28	-0.30%	-1.22%	-6.02%	6.84%	2.40%	0.99	17.9%
PROSHARES ULTRA NASD BIOTECH	US74347R2141	BIB	US	USD	84.07	84.14	2.36%	4.17%	17.05%	35.83%	36.82%	1.00	51.3%
ISHARES CORE MSCI EMERGING	US64643A1031	EMG	US	USD	61.12	61.13	0.81%	1.07%	6.96%	17.29%	22.07%	1.01	17.2%
ETFMG PRIME MOBILE PAYMENTS	US4642885705	IPAY	US	USD	69.95	70.01	-0.11%	0.52%	7.29%	17.26%	29.83%	1.00	24.8%
INVESTO DYNAMIC SOFTWARE ETF	US646137V6395	PSJ	US	USD	145.40	145.71	0.96%	1.94%	14.47%	23.19%	47.09%	1.00	28.7%
SPDR GOLD MINISHARES TRUST	US98149E2046	GLDM	US	USD	18.37	18.38	0.36%	0.25%	-1.47%	-5.03%	25.78%	1.00	20.3%
INVESTO QQQ TRUST SERIES 1	US64609E1038	QQQ	US	USD	302.36	302.37	0.35%	-0.63%	6.68%	11.78%	49.40%	1.00	27.1%
INVESTO SOLAR ETF	US81369Y8865	TAN	US	USD	62.27	62.28	1.88%	0.90%	14.29%	57.36%	187.28%	1.01	45.4%
ISHARES SILVER TRUST	US81369Y8865	SLV	US	USD	62.27	62.28	1.30%	0.40%	0.40%	-9.41%	44.64%	0.96	50.3%
91GSF-FEM MK CDA INC-S USD	LU0829538492	INEGALD	EM	USD	18.84	18.84	0.05%	0.43%	3.05%	8.88%	NA	3.2%	NA
91GSF-GLB FRANCH ACCUSD HD	LU1121112715	IGSFRFP	Global	USD	40.93	40.93	-0.25%	0.74%	2.46%	4.23%	12.37%	NA	15.77%
91GSF-AL CHINA ED-ACC USD	LU1251922891	IGSACEA	China	USD	35.77	35.77	-1.27%	-1.70%	-1.89%	8.49%	26.13%	NA	20.0%
91GSF-QOELIA INC-2 USD	LU1228905540	IQOEA2	Global	USD	26.22	26.22	-0.34%	0.85%	2.20%	6.44%	12.13%	NA	14.58%
91GSF-INV GRD CRP BD-ANZUSD	LU0345764244	GUIUHUB	Dbl	USD	32.11	32.11	-0.22%	-0.40%	1.20%	1.94%	10.00%	NA	3.0%
91GSF-GL ENVIRON-AUD	LU1939255532	GUIUHUB	Dbl	USD	32.2	32.2	-1.11%	0.19%	2.12%	22.62%	41.85%	NA	17.84%
MFS MER-US VALUE FUND-A1USD	LU0125979160	MFSVAL1	US	USD	31.76	31.76	0.00%	0.57%	2.39%	11.01%	3.28%	NA	17.04%

### Renta Variable - Acciones comunes

Nombre	ISIN	Ticker	País	Divisa	BID (USD)	ASK (USD)	Cambio	Ultima semana	Ultimo mes	Ultimos 3 meses	1 año	Beta	Volatilidad (últ. 90 días)
ADOBE INC	US00724F1012	ADBE	US	USD	485.03	485.54	0.26%	0.25%	7.41%	1.94%	59.61%	0.57	40.2%
ADVANCED MICRO DEVICES	US00079031078	AMD	US	USD	91.62	91.54	1.88%	-0.86%	17.35%	15.88%	132.05%	1.21	47.7%
PALO ALTO NETWORKS INC	US6974351057	PNW	US	USD	306.31	307.14	1.62%	3.51%	26.50%	29.57%	36.29%	1.02	33.6%
ALPHABET INC-CL A	US02079K3059	GOOG	US	USD	1759.50	1761.31	-0.95%	-3.34%	1.33%	15.39%	31.13%	0.88	30.8%
AMAZON.COM INC	US0231351067	AMZN	US	USD	3125.24	3129.00	0.77%	-1.84%	3.07%	-1.48%	79.86%	0.76	36.9%

**Commodities**

Nombre	BID	ASK
GOLD 100 OZ FUTR Feb21	1,852.80	1,852.90
WTI CRUDE FUTURE Jan21	47.22	47.23
SILVER FUTURE Mar21	24.38	24.39


**Tasas de Interés - US**

Nombre	Tasa
US Generic Govt 2 Yr	0.14%
US Generic Govt 5 Yr	0.39%
US Generic Govt 10 Yr	0.92%
US Generic Govt 30 Yr	1.67%

**Tipo de Cambio**

	BID	ASK
USD-CRC X-RATE	602.2000	606.5400
EUR-USD X-RATE	1.2157	1.2157
GBP-USD X-RATE	1.3319	1.3320
USD-BRL X-RATE	5.0766	5.0773

La información contenida aquí está dirigida únicamente con carácter informativo, es proporcionada sin ningún tipo de garantía de exactitud u objetividad, por lo que los interesados evaluarán la información presentada y el uso que le den será de su única responsabilidad. Rentabilidades pasadas no garantizan rentabilidades futuras. El valor de las inversiones disminuye o aumenta según las condiciones del mercado, por lo que el inversionista podrá no recuperar su inversión. Las fluctuaciones de los tipos de cambio afectan negativa o positivamente el valor de una inversión. Se deben tomar en cuenta las disposiciones fiscales. Fuente: Bloomberg.



10-dic.-20

Lista de Bonos

										10-dic.-20					01-dic.-20			
Brazil										BID	ASK	YTM	Dur	G-Spread	Precio	YTM	Dur	G-Spread
Título	ISIN	Cupón	Vencimiento	Rtg SP   Mo	Rtg SP   Mo	Redención	Divisa											
BRAZIL 2 5/8 01/05/23	US105756BU30	2.625%	05/Jan/2023	BB-   Baa2	STABLE   STABLE	AT MATURITY	USD			103.62	103.90	0.78%	2.01	62	103.85	0.77%	2.03	59
BRAZIL 8 7/8 04/15/24	US105756AR10	8.875%	15/Apr/2024	BB-   Baa2	STABLE   STABLE	AT MATURITY	USD			124.69	124.75	1.29%	2.98	103	124.64	1.37%	3.01	114
BRAZIL 10 1/8 05/15/27	US105756AE07	10.125%	15/May/2027	BB-   Baa2	STABLE   STABLE	AT MATURITY	USD			141.65	142.05	2.93%	5.13	233	141.51	3.00%	5.16	240
BRAZIL 12 1/4 03/06/30	US105756AL40	12.250%	06/Mar/2030	BB-   Baa2	STABLE   STABLE	AT MATURITY	USD			167.66	169.18	3.51%	6.49	263	167.48	3.61%	6.50	275
BRAZIL 8 1/4 01/20/34	US105756BB58	8.250%	20/Jan/2034	BB-   Baa2	STABLE   STABLE	AT MATURITY	USD			145.07	145.62	3.82%	8.94	271	144.84	3.86%	8.95	281
BRAZIL 7 1/8 01/20/37	US105756BK57	7.125%	20/Jan/2037	BB-   Baa2	STABLE   STABLE	AT MATURITY	USD			135.52	135.98	4.08%	10.56	281	134.86	4.14%	10.56	297
BRAZIL 5 5/8 01/07/41	US105756BR01	5.625%	07/Jan/2041	BB-   Baa2	STABLE   STABLE	AT MATURITY	USD			117.04	117.44	4.33%	12.66	285	118.16	4.27%	12.71	281
Colombia										BID	ASK	YTM	Dur	G-Spread	Precio	YTM	Dur	G-Spread
COLOM 4 3/8 07/12/21	US195325BN40	4.375%	12/Jul/2021	BBB-   Baa2	NEG   NEG	AT MATURITY	USD			102.30	102.60	0.15%	0.58	5	102.44	0.39%	0.60	26
COLOM 8 1/8 05/21/24	US195325BD67	8.125%	21/May/2024	BBB-   Baa2	NEG   NEG	AT MATURITY	USD			121.84	122.01	1.55%	3.11	129	121.63	1.69%	3.13	144
COLOM 8 3/8 02/15/27	US195325AL92	8.375%	15/Feb/2027	BBB-   Baa2	NEG   NEG	AT MATURITY	USD			119.54	120.46	4.61%	4.96	404	119.94	4.64%	4.99	406
COLOM 11.85 03/09/28	US195325AQ89	11.850%	09/Mar/2028	BBB-   Baa2	NEG   NEG	AT MATURITY	USD			164.53	166.51	2.06%	5.49	136	165.48	2.09%	5.51	139
COLOM 10 3/8 01/28/33	US195325BB02	10.375%	28/Jan/2033	BBB-   Baa2	NEG   NEG	AT MATURITY	USD			159.49	159.91	4.08%	8.05	303	158.94	4.15%	8.07	310
COLOM 7 3/8 09/18/37	US195325BK01	7.375%	18/Sep/2037	BBB-   Baa2	NEG   NEG	AT MATURITY	USD			143.67	144.61	3.79%	10.96	249	144.08	3.80%	10.99	252
COLOM 6 1/8 01/18/41	US195325BM66	6.125%	18/Jan/2041	BBB-   Baa2	NEG   NEG	AT MATURITY	USD			131.65	132.42	3.83%	12.72	235	132.32	3.81%	12.75	235
Costa Rica										BID	ASK	YTM	Dur	G-Spread	Precio	YTM	Dur	G-Spread
COSTAR 4 1/4 01/26/23	USP3699PGB78	4.250%	26/Jan/2023	B   B2	NEG   NEG	AT MATURITY	USD			97.41	97.87	5.44%	2.02	528	95.21	6.67%	2.05	650
COSTAR 4 3/8 04/30/25	USP3699PGE18	4.375%	30/Apr/2025	B   B2	NEG   NEG	AT MATURITY	USD			93.60	94.04	6.00%	4.01	565	90.64	6.87%	4.02	651
COSTAR 6 1/8 02/19/31	USP3699PGK77	6.125%	19/Feb/2031	B   B2	NEG   NEG	SINKABLE	USD			93.25	93.79	7.02%	7.48	607	89.67	7.59%	7.44	691
COSTAR 5 5/8 04/30/43	USP3699PGF82	5.625%	30/Apr/2043	B   B2	NEG   NEG	AT MATURITY	USD			85.55	86.02	6.88%	12.14	535	81.30	7.34%	11.88	591
COSTAR 7 04/04/44	USP3699PGH49	7.000%	04/Apr/2044	B   B2	NEG   NEG	AT MATURITY	USD			92.47	93.27	7.66%	11.25	611	87.69	8.19%	10.94	665
COSTAR 7.158 03/12/45	USP3699PGJ05	7.158%	12/Mar/2045	B   B2	NEG   NEG	AT MATURITY	USD			93.30	94.21	7.73%	11.26	616	88.53	8.26%	10.94	671
Chile										BID	ASK	YTM	Dur	G-Spread	Precio	YTM	Dur	G-Spread
CHILE 3 1/4 09/14/21	US168863AW86	3.250%	14/Sep/2021	A+   A1	NEG   NEG	AT MATURITY	USD			102.14	102.47	0.19%	0.75	9	102.30	0.31%	0.78	10
CHILE 2 1/4 10/30/22	US168863BN78	2.250%	30/Oct/2022	A+   A1	NEG   NEG	AT MATURITY	USD			103.30	103.71	0.38%	1.86	23	103.33	0.50%	1.88	32
CHILE 3 1/8 03/27/25	US168863BW77	3.125%	27/Mar/2025	A+   A1	NEG   NEG	AT MATURITY	USD			109.46	110.01	0.81%	4.05	47	109.61	0.86%	4.07	54
CHILE 3 5/8 10/30/42	US168863BP27	3.625%	30/Oct/2042	A+   A1	NEG   NEG	AT MATURITY	USD			115.08	116.12	2.68%	15.76	116	115.04	2.71%	15.77	122

La información contenida aquí está dirigida únicamente con carácter informativo, es proporcionada sin ningún tipo de garantía de exactitud u objetividad, por lo que los interesados evaluarán la información presentada y el uso que le den será de su única responsabilidad. Rentabilidades pasadas no garantizan rentabilidades futuras. El valor de las inversiones disminuye o aumenta según las condiciones del mercado, por lo que el inversionista podría no recuperar su inversión. Las fluctuaciones de los tipos de cambio afectan negativa o positivamente el valor de una inversión. Se deben tomar en cuenta las disposiciones fiscales. Fuente: Bloomberg

10-dic.-20

## El Salvador

Título	ISIN	Cupón	Vencimiento	Rtg SP   Mo	Rtg SP   Mo	Redención	Divisa	BID	ASK	YTM	Dur	G-Spread	Precio	YTM	Dur	G-Spread
ELSALV 7 3/4 01/24/23	USP01012AJ55	7.750%	24/Jun/2023	B-   B3 -	STABLE   NA	PUTABLE	USD	96.80	97.50	9.26%	1.94	910	95.84	9.94%	1.96	969
ELSALV 5 7/8 01/30/25	USP01012AS54	5.875%	30/Jun/2025	B-   B3 -	STABLE   NA	AT MATURITY	USD	92.78	93.04	7.92%	3.63	760	91.20	8.42%	3.65	813
ELSALV 6 3/8 01/18/27	USP01012AT38	6.375%	18/Jun/2027	B-   B3 -	STABLE   NA	AT MATURITY	USD	91.72	91.91	8.10%	4.97	754	90.22	8.45%	4.98	787
ELSALV 8 1/4 04/10/32	XS0146173371	8.250%	10/Apr/2032	B-   B3 -	STABLE   NA	AT MATURITY	USD	95.03	95.69	8.91%	7.37	789	93.13	9.24%	7.34	827
ELSALV 7 5/8 09/21/34	USP01012AM84	7.625%	21/Sep/2034	B-   B3 -	STABLE   NA	PUTABLE	USD	89.30	90.04	8.94%	8.31	780	87.96	9.18%	8.28	834
ELSALV 7.65 06/15/35	USP01012AN67	7.650%	15/Jun/2035	B-   B3 -	STABLE   NA	AT MATURITY	USD	91.53	91.76	8.67%	8.41	749	89.93	8.90%	8.37	773
ELSALV 7 5/8 02/01/41	USP01012AR71	7.625%	01/Feb/2041	B-   B3 -	STABLE   NA	AT MATURITY	USD	89.37	89.99	8.72%	9.79	724	88.08	8.91%	9.72	746

## Guatemala

Título	ISIN	Cupón	Vencimiento	Rtg SP   Mo	Rtg SP   Mo	Redención	Divisa	10-dic.-20				01-dic.-20				
								BID	ASK	YTM	Dur	G-Spread	Precio	YTM	Dur	G-Spread
GUATEM 5 3/4 06/06/22	USP01015VAD84	5.750%	06/Jun/2022	BB-   Ba1	STABLE   NEG	AT MATURITY	USD	105.78	106.04	1.69%	1.45	156	105.94	1.76%	1.44	160
GUATEM 4 7/8 02/13/28	USP01015VAE67	4.875%	13/Feb/2028	BB-   Ba1	STABLE   NEG	AT MATURITY	USD	113.77	114.46	2.70%	6.14	200	113.85	2.74%	6.16	205
GUATEM 8 1/8 10/06/34	USP8056GAB97	8.125%	06/Oct/2034	BB-   Ba1	STABLE   NEG	SINKABLE	USD	144.98	146.17	3.84%	9.42	269	143.79	3.98%	9.41	284

## Honduras

Título	ISIN	Cupón	Vencimiento	Rtg SP   Mo	Rtg SP   Mo	Redención	Divisa	BID	ASK	YTM	Dur	G-Spread	Precio	YTM	Dur	G-Spread
HONDUR 8 3/4 12/16/20	XS1006084211	8.750%	16/Dec/2020	BB-   B1	STABLE   STABLE	AT MATURITY	USD	100.00	100.10	2.64%	0.02	-31	100.12	5.64%	0.04	514
HONDUR 7 1/2 03/15/24	XS09056659230	7.500%	15/Mar/2024	BB-   B1	STABLE   STABLE	SINKABLE	USD	110.93	111.44	3.81%	2.93	357	111.21	3.84%	2.95	222

## México

Título	ISIN	Cupón	Vencimiento	Rtg SP   Mo	Rtg SP   Mo	Redención	Divisa	BID	ASK	YTM	Dur	G-Spread	Precio	YTM	Dur	G-Spread
MEX 3 5/8 03/15/22	US91086QBA58	3.625%	15/Mar/2022	BBB   Baa1	NEG   NEG	AT MATURITY	USD	103.84	104.10	0.45%	1.24	33	104.04	0.48%	1.26	334
MEX 4 10/02/23	US91086QBC15	4.000%	02/Oct/2023	BBB   Baa1	NEG   NEG	AT MATURITY	USD	109.20	109.67	0.60%	2.68	39	109.05	0.77%	2.70	59
MEX 3.6 01/30/25	US91087BAA89	3.600%	30/Jun/2025	BBB   Baa1	NEG   NEG	AT MATURITY	USD	110.75	111.26	0.88%	3.85	56	109.92	1.15%	3.88	84
MEX 8.3 08/15/31	US91086QAG38	8.300%	15/Aug/2031	BBB   Baa1	NEG   NEG	AT MATURITY	USD	149.46	150.92	2.82%	7.83	184	150.23	2.83%	7.86	187
MEX 7 1/2 04/08/33	US91086QAN88	7.500%	08/Apr/2033	BBB   Baa1	NEG   NEG	AT MATURITY	USD	142.39	143.20	3.25%	8.90	219	143.19	3.23%	8.93	219
MEX 6 3/4 09/27/34	US91086QAS75	6.750%	27/Sep/2034	BBB   Baa1	NEG   NEG	AT MATURITY	USD	137.38	138.84	3.29%	9.84	214	138.83	3.24%	9.88	211
MEX 6.05 01/11/40	US91086QAV05	6.050%	11/Jun/2040	BBB   Baa1	NEG   NEG	AT MATURITY	USD	130.74	131.70	3.75%	12.35	232	131.29	3.74%	12.38	234
MEX 4 3/4 03/08/44	US91086QBB32	4.750%	08/Mar/2044	BBB   Baa1	NEG   NEG	AT MATURITY	USD	115.41	116.13	3.73%	14.84	218	115.62	3.74%	14.86	221
MEX 5.55 01/21/45	US91086QBE70	5.550%	21/Jun/2045	BBB   Baa1	NEG   NEG	AT MATURITY	USD	127.65	128.33	3.77%	14.59	221	127.97	3.77%	14.61	230
MEX 5 3/4 10/12/10	US91086QAZ19	5.750%	12/Oct/2110	BBB   Baa1	NEG   NEG	AT MATURITY	USD	127.30	127.78	4.49%	21.92	280	125.92	4.55%	21.70	289

## Panamá

Título	ISIN	Cupón	Vencimiento	Rtg SP   Mo	Rtg SP   Mo	Redención	Divisa	BID	ASK	YTM	Dur	G-Spread	Precio	YTM	Dur	G-Spread
PANAMA 9 3/8 01/16/23	US698299AS33	9.375%	16/Jun/2023	BBB   Baa1	STABLE   NEG	AT MATURITY	USD	115.65	116.13	1.62%	1.91	145	116.12	1.62%	1.93	143
PANAMA 4 09/22/24	US698299BD54	4.000%	22/Sep/2024	BBB   Baa1	STABLE   NEG	CALLABLE	USD	109.82	110.00	1.30%	3.53	101	109.69	1.38%	3.56	93
PANAMA 7 1/8 01/29/26	US698299AV61	7.125%	29/Jun/2026	BBB   Baa1	STABLE   NEG	AT MATURITY	USD	126.51	126.98	1.66%	4.40	123	126.60	1.72%	4.42	128
PANAMA 8 7/8 09/30/27	US698299AD63	8.875%	30/Sep/2027	BBB   Baa1	STABLE   NEG	AT MATURITY	USD	143.25	143.51	2.01%	5.48	136	143.33	2.05%	5.50	137
PANAMA 9 3/8 04/01/29	US698299AK07	9.375%	01/Apr/2029	BBB   Baa1	STABLE   NEG	PUTABLE	USD	153.85	154.21	2.21%	6.38	142	154.30	2.21%	6.41	144
PANAMA 8 1/8 04/28/34	US698299AT16	8.125%	28/Apr/2034	BBB   Baa1	STABLE   NEG	AT MATURITY	USD	143.74	150.95	3.63%	9.28	250	147.33	3.63%	9.30	254
PANAMA 6.7 01/28/36	US698299AW45	6.700%	26/Jun/2036	BBB   Baa1	STABLE   NEG	SINKABLE	USD	146.44	146.76	2.88%	10.57	166	147.00	2.86%	10.60	154
PANAMA 4.3 04/29/53	US698299BB98	4.300%	29/Apr/2053	BBB   Baa1	STABLE   NEG	SINKABLE	USD	124.02	124.27	3.11%	19.23	143	125.04	3.07%	19.30	141

## Perú

Título	ISIN	Cupón	Vencimiento	Rtg SP   Mo	Rtg SP   Mo	Redención	Divisa	BID	ASK	YTM	Dur	G-Spread	Precio	YTM	Dur	G-Spread
PERU 7.35 07/21/25	US715638AS19	7.350%	21/Jul/2025	BBB+   A3	STABLE   STABLE	AT MATURITY	USD	127.28	127.74	1.19%	3.99	82	127.63	1.21%	4.02	82
PERU 8 3/4 11/21/33	US715638AP79	8.750%	21/Nov/2033	BBB+   A3	STABLE   STABLE	AT MATURITY	USD	167.18	167.70	2.58%	9.16	148	167.32	2.60%	9.18	156
PERU 6.55 03/14/37	US715638AU64	6.550%	14/Mar/2037	BBB+   A3	STABLE   STABLE	SINKABLE	USD	148.04	149.05	2.81%	11.28	153	149.31	2.77%	11.32	143
PERU 5 5/8 11/18/50	US715638BM30	5.625%	18/Nov/2050	BBB+   A3	STABLE   STABLE	AT MATURITY	USD	152.09	152.85	2.97%	17.60	128	153.56	2.93%	17.66	126

## República Dominicana

Título	ISIN	Cupón	Vencimiento	Rtg SP   Mo	Rtg SP   Mo	Redención	Divisa	BID	ASK	YTM	Dur	G-Spread	Precio	YTM	Dur	G-Spread
DOMREP 7 1/2 05/06/21	USP3579EAH01	7.500%	06/May/2021	BB-   Baa3	NEG   STABLE	SINKABLE	USD	102.49	102.89	0.71%	0.41	59	102.87	0.80%	0.43	62
DOMREP 7 07/31/23	XS0828446194	7.000%	31/Jul/2023	NA   NA	NEG   STABLE	AT MATURITY	USD	108.71	109.19	3.41%	2.41	321	108.74	3.53%	2.43	332
DOMREP 6.6 01/28/24	USP3579EAT49	6.600%	28/Jun/2024	BB-   Baa3	NEG   STABLE	AT MATURITY	USD	112.10	112.30	2.51%	2.84	229	111.92	2.64%	2.86	239
DOMREP 5 7/8 04/18/24	USP3579EAS65	5.875%	18/Apr/2024	BB-   Baa3	NEG   STABLE	SINKABLE	USD	107.88	108.29	3.30%	3.08	305	107.79	3.42%	3.11	228
DOMREP 5 1/2 01/27/25	USP3579EBD87	5.500%	27/Jun/2025	BB-   Baa3	NEG   STABLE	AT MATURITY	USD	110.17	110.49	2.83%	3.71	250	109.87	2.96%	3.73	262
DOMREP 8 5/8 04/20/27	USP3579EAG28	8.625%	20/Apr/2027	BB-   Baa3	NEG   STABLE	SINKABLE	USD	123.78	124.85	4.22%	5.14	363	123.43	4.38%	5.16	330
DOMREP 7.45 04/30/44	USP3579EAY34	7.450%	30/Apr/2044	BB-   Baa3	NEG   STABLE	AT MATURITY	USD	125.78	126.21	5.47%	12.58	392	125.21	5.52%	12.57	400
DOMREP 6.85 01/27/45	USP3579EBE60	6.850%	27/Jun/2045	BB-   Baa3	NEG   STABLE	AT MATURITY	USD	118.72	119.26	5.43%	12.83	386	118.36	5.47%	12.82	394

## Trinidad y Tobago

Título	ISIN	Cupón	Vencimiento	Rtg SP   Mo	Rtg SP   Mo	Redención	Divisa	BID	ASK	YTM	Dur	G-Spread	Precio	YTM	Dur	G-Spread
TRITOB 4 3/8 01/16/24	USP93960AF25	4.375%	16/Jun/2024	BBB-   Baa1	STABLE   NEG	AT MATURITY	USD	106.09	106.87	2.20%	2.89	197	105.29	2.60%	2.92	236
TRITOB 5 7/8 05/17/27	USP93960AD76	5.875%	17/May/2027	BBB-   Baa1	STABLE   NEG	AT MATURITY	USD	115.35	115.82	3.17%	5.52	257	114.18	3.41%	5.53	280

La información contenida aquí está dirigida únicamente con carácter informativo, es proporcionada sin ningún tipo de garantía de exactitud u objetividad, por lo que los interesados evaluarán la información presentada y el uso que le den será de su única responsabilidad. Rentabilidades pasadas no garantizan rentabilidades futuras. El valor de las inversiones disminuye o aumenta según las condiciones del mercado, por lo que el inversionista podría no recuperar su inversión. Las fluctuaciones de los tipos de cambio afectan negativa o positivamente el valor de una inversión. Se deben tomar en cuenta las disposiciones fiscales. Fuente: Bloomberg



# REPORTE DIARIO DE PRECIOS MERCADO INTERNACIONAL



10-dic.-20

## Uruguay

Titulo	ISIN	Cupón	Vencimiento	Rtg SP   Mo	Rtg SP   Mo	Redención	Divisa	10-dic.-20					01-dic.-20			
								BID	ASK	YTM	Dur	G-Spread	Precio	YTM	Dur	G-Spread
URUGUA 8 11/18/22	US917288BC52	8.000%	18/Nov/2022	BBB   Baa2	STABLE   STABLE	SINKABLE	USD	108.48	109.03	3.28%	1.83	313	108.76	3.35%	1.86	175
URUGUA 4 1/2 08/14/24	US760942AZ58	4.500%	14/Aug/2024	BBB   Baa2	STABLE   STABLE	SINKABLE	USD	110.01	110.49	1.61%	3.40	133	110.05	1.69%	3.43	52
URUGUA 6 7/8 09/28/25	US760942AX01	6.875%	28/Sep/2025	BBB   Baa2	STABLE   STABLE	SINKABLE	USD	123.00	123.27	1.81%	4.20	142	123.05	1.86%	4.22	42
URUGUA 7 7/8 07/15/27	US760942AE20	7.875%	15/Jul/2027	BBB   Baa2	STABLE   STABLE	AT MATURITY	USD	136.28	137.24	1.91%	5.37	129	135.43	2.11%	5.38	#N/A N/A
URUGUA 7 7/8 01/15/33	US917288BA96	7.875%	15/Jan/2033	BBB   Baa2	STABLE   STABLE	AT MATURITY	USD	157.64	158.43	2.34%	8.75	128	157.64	2.37%	8.77	138
URUGUA 7 5/8 03/21/36	US760942AS16	7.625%	21/Mar/2036	BBB   Baa2	STABLE   STABLE	SINKABLE	USD	159.42	159.80	2.80%	10.49	158	158.91	2.85%	10.50	153
URUGUA 4 1/8 11/20/45	US760942AY83	4.125%	20/Nov/2045	BBB   Baa2	STABLE   STABLE	SINKABLE	USD	121.20	121.95	2.90%	16.70	132	121.35	2.92%	16.72	136
URUGUA 5.1 06/18/50	US760942BA98	5.100%	18/Jun/2050	BBB   Baa2	STABLE   STABLE	SINKABLE	USD	136.09	136.84	3.19%	17.28	151	137.08	3.16%	17.33	157

## Venezuela

Titulo	ISIN	Cupón	Vencimiento	Rtg SP   Mo	Rtg SP   Mo	Redención	Divisa	10-dic.-20					01-dic.-20			
								BID	ASK	YTM	Dur	G-Spread	Precio	YTM	Dur	G-Spread
VENZ 6 12/09/20	USP97475AG56	6.000%	09/Dec/2020	D   WR	NEG   STABLE	AT MATURITY	USD	9.27	9.85	#NUM!	#NUM!	6270	9.53	#####	0.02	5697096
VENZ 12 3/4 08/23/22	USP17625AC16	12.750%	23/Aug/2022	D   C	NEG   STABLE	SINKABLE	USD	9.27	9.86	265.88%	1.01	25438	9.58	260.33%	1.05	24649
VENZ 9 05/07/23	USP17625AA59	9.000%	07/May/2023	D   C	NEG   STABLE	AT MATURITY	USD	9.35	9.69	175.60%	1.58	15643	9.41	175.38%	1.61	15436
VENZ 8 1/4 10/13/24	USP97475AP55	8.250%	13/Oct/2024	D   C	NEG   STABLE	AT MATURITY	USD	9.27	9.64	117.90%	1.82	10549	9.48	117.28%	1.85	10379
VENZ 7.65 04/21/25	XS0217249126	7.650%	21/Apr/2025	D   C	NEG   STABLE	AT MATURITY	USD	9.31	9.90	104.03%	1.98	9255	9.52	104.39%	2.00	9179
VENZ 11 3/4 10/21/26	USP17625AE71	11.750%	21/Oct/2026	D   C	NEG   STABLE	AT MATURITY	USD	9.27	9.65	124.64%	1.29	10047	9.43	125.35%	1.31	9892
VENZ 9 1/4 09/15/27	US922646AS37	9.250%	15/Sep/2027	D   C	NEG   STABLE	AT MATURITY	USD	9.45	10.08	96.80%	1.49	8486	9.67	97.55%	1.50	8410
VENZ 9 1/4 05/07/28	USP17625AB33	9.250%	07/May/2028	D   C	NEG   STABLE	AT MATURITY	USD	9.30	9.87	97.63%	1.57	7854	9.58	98.02%	1.59	7747
VENZ 11.95 08/05/31	USP17625AD98	11.950%	05/Aug/2031	D   C	NEG   STABLE	SINKABLE	USD	9.39	9.76	121.04%	0.98	10929	9.51	121.52%	1.00	10759
VENZ 9 3/8 01/13/34	US922646BL74	9.375%	13/Jan/2034	D   C	NEG   STABLE	AT MATURITY	USD	9.34	9.76	96.83%	1.13	9127	9.53	96.70%	1.15	8954
VENZ 7 03/31/38	USP97475AJ95	7.000%	31/Mar/2038	D   C	NEG   STABLE	AT MATURITY	USD	9.25	9.66	73.06%	1.68	6172	9.44	73.20%	1.70	6088

La información contenida aquí está dirigida únicamente con carácter informativo, es proporcionada sin ningún tipo de garantía de exactitud u objetividad, por lo que los interesados evaluarán la información presentada y el uso que le den será de su única responsabilidad. Rentabilidades pasadas no garantizan rentabilidades futuras. El valor de las inversiones disminuye o aumenta según las condiciones del mercado, por lo que el inversionista podría no recuperar su inversión. Las fluctuaciones de los tipos de cambio afectan negativa o positivamente el valor de una inversión. Se deben tomar en cuenta las disposiciones fiscales. Fuente: Bloomberg

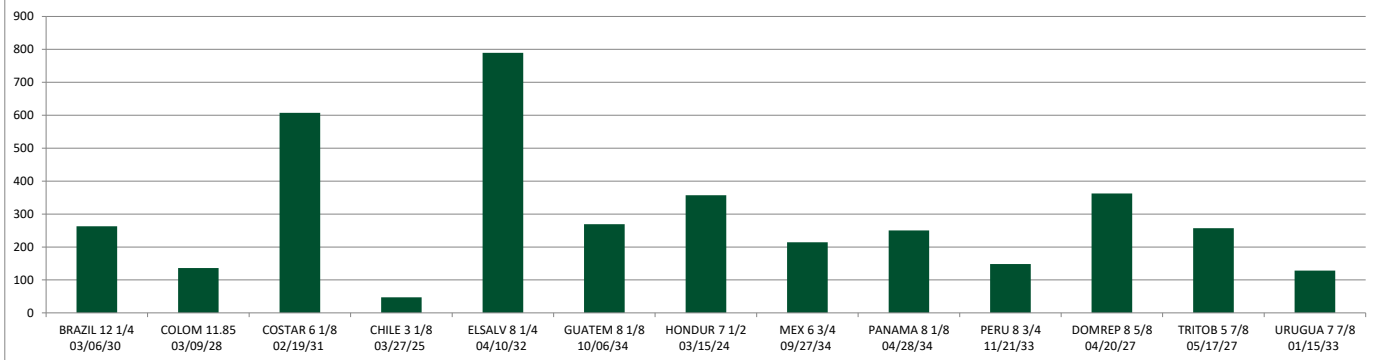
10-dic.-20

Spreads sobre la curva del Tesoro EE.UU.

Bonos a ~10 años

Titulo	ISIN	Cupón	Vencimiento	Rtg SP   Mo	Rtg SP   Mo	Redención	Divisa	10-dic.-20				01-dic.-20				
								BID	ASK	YTM	Dur	G-Spread	Precio	YTM	Dur	G-Spread
BRAZIL 12 1/4 03/06/30	US105756AL40	12.250%	06/Mar/2030	BB-   Baa2	STABLE   STABLE	AT MATURITY	USD	167.66	169.18	3.51%	6.49	263	167.48	3.61%	6.50	275
COLOM 11.85 03/09/28	US195325AQ89	11.850%	09/Mar/2028	BBB-   Baa2	NEG   NEG	AT MATURITY	USD	164.53	166.51	2.06%	5.49	136	165.48	2.09%	5.51	139
COSTAR 6 1/8 02/19/31	USP3699PGK77	6.125%	19/Feb/2031	B   B2	NEG   NEG	SINKABLE	USD	93.25	93.79	7.02%	7.48	607	89.67	7.59%	7.44	691
CHILE 3 1/8 03/27/25	US168863BW77	3.125%	27/Mar/2025	A+   A1	NEG   NEG	AT MATURITY	USD	109.46	110.01	0.81%	4.05	47	109.61	0.86%	4.07	54
ELSALV 8 1/4 04/10/32	XS0146173371	8.250%	10/Apr/2032	B-   B3 -	STABLE   NA	AT MATURITY	USD	95.03	95.69	8.91%	7.37	789	93.13	9.24%	7.34	827
GUATEM 8 1/8 10/06/34	USP8056GAB97	8.125%	06/Oct/2034	BB-   Baa1	STABLE   NEG	PUTABLE	USD	144.98	146.17	3.84%	9.42	269	143.79	3.98%	9.41	284
HONDUR 7 1/2 03/15/24	XS0905659230	7.500%	15/Mar/2024	BB-   B1	STABLE   STABLE	SINKABLE	USD	110.93	111.44	3.81%	2.93	357	111.21	3.84%	2.95	222
MEX 6 3/4 09/27/34	US91086QAS75	6.750%	27/Sep/2034	BBB   Baa1	NEG   NEG	AT MATURITY	USD	137.38	138.84	3.29%	9.84	214	138.83	3.24%	9.88	211
PANAMA 8 1/8 04/28/34	US698299AT16	8.125%	28/Apr/2034	BBB   Baa1	STABLE   NEG	AT MATURITY	USD	143.74	150.95	3.63%	9.28	250	147.33	3.63%	9.30	254
PERU 8 3/4 11/21/33	US715638AP79	8.750%	21/Nov/2033	BBB+   A3	STABLE   STABLE	AT MATURITY	USD	167.18	167.70	2.58%	9.16	148	167.32	2.60%	9.18	156
DOMREP 8 5/8 04/20/27	USP3579EAG28	8.625%	20/Apr/2027	BB-   Baa3	NEG   STABLE	SINKABLE	USD	123.78	124.85	4.22%	5.14	363	123.43	4.38%	5.16	330
TRITOB 5 7/8 05/17/27	USP93960AD76	5.875%	17/May/2027	BBB-   Baa1	STABLE   NEG	AT MATURITY	USD	115.35	115.82	3.17%	5.52	257	114.18	3.41%	5.53	280
URUGUA 7 7/8 01/15/33	US917288BA96	7.875%	15/Jan/2033	BBB   Baa2	STABLE   STABLE	AT MATURITY	USD	157.64	158.43	2.34%	8.75	128	157.64	2.37%	8.77	138
VENZ 11.95 08/05/31	USP17625AD98	11.950%	05/Aug/2031	D   C	NEG   STABLE	SINKABLE	USD	9.39	9.76	121.04%	0.98	10929	-	0.00%	-	0

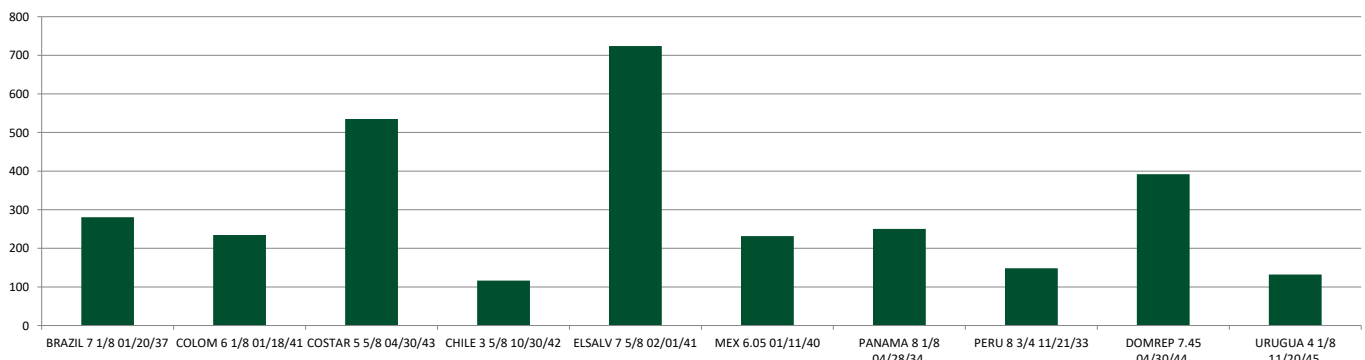
Spreads a ~10 años



Bonos a ~20-30 años

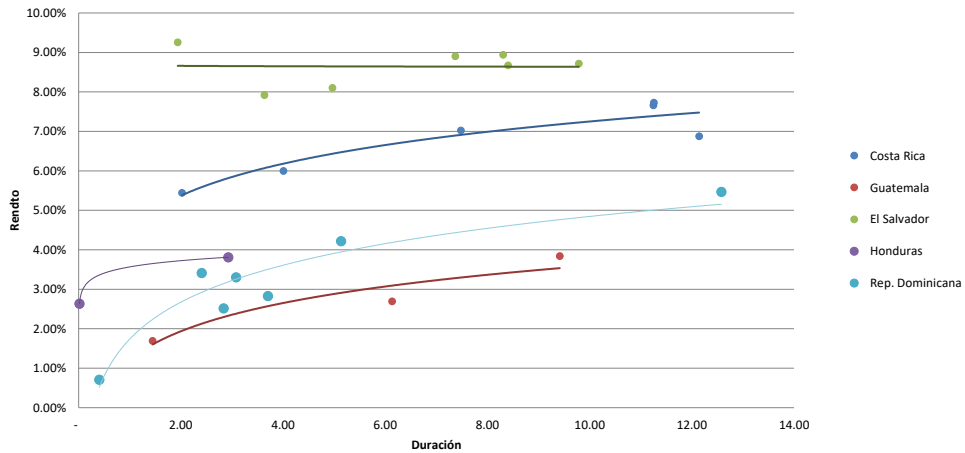
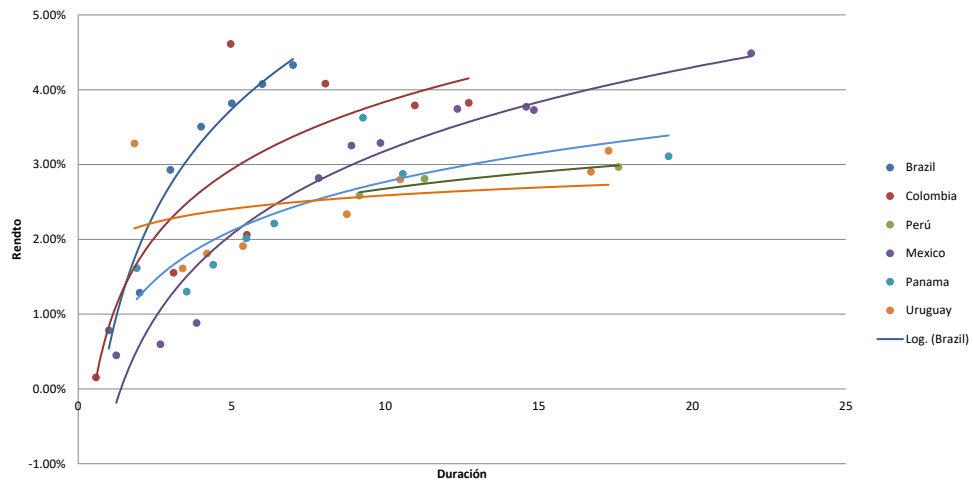
Titulo	ISIN	Cupón	Vencimiento	Rtg SP   Mo	Rtg SP   Mo	Redención	Divisa	10-dic.-20				01-dic.-20				
								BID	ASK	YTM	Dur	G-Spread	Precio	YTM	Dur	G-Spread
BRAZIL 7 1/8 01/20/37	US105756BK57	7.125%	20/Jan/2037	BB-   Baa2	STABLE   STABLE	AT MATURITY	USD	135.52	135.98	4.08%	10.56	281	134.86	4.14%	10.56	297
COLOM 6 1/8 01/18/41	US195325BM66	6.125%	18/Jan/2041	BBB-   Baa2	NEG   NEG	AT MATURITY	USD	131.65	132.42	3.83%	12.72	235	132.32	3.81%	12.75	235
COSTAR 5 5/8 04/30/43	USP3699PGF82	5.625%	30/Apr/2043	B   B2	NEG   NEG	AT MATURITY	USD	85.55	86.02	6.88%	12.14	535	81.30	7.34%	11.88	591
CHILE 3 5/8 10/30/42	US168863BP27	3.625%	30/Oct/2042	A+   A1	NEG   NEG	AT MATURITY	USD	115.08	116.12	2.68%	15.76	116	115.04	2.71%	15.77	122
ELSALV 7 5/8 02/01/41	USP01012AR71	7.625%	01/Feb/2041	B-   B3 -	STABLE   NA	AT MATURITY	USD	89.37	89.99	8.72%	9.79	724	88.08	8.91%	9.72	746
MEX 6.05 01/11/40	US91086QAV05	6.050%	11/Jan/2040	BBB   Baa1	NEG   NEG	AT MATURITY	USD	130.74	131.70	3.75%	12.35	232	131.29	3.74%	12.38	234
PANAMA 8 1/8 04/28/34	US698299AT16	8.125%	28/Apr/2034	BBB   Baa1	STABLE   NEG	AT MATURITY	USD	143.74	150.95	3.63%	9.28	250	147.33	3.63%	9.30	254
PERU 8 3/4 11/21/33	US715638AP79	8.750%	21/Nov/2033	BBB+   A3	STABLE   STABLE	AT MATURITY	USD	167.18	167.70	2.58%	9.16	148	167.32	2.60%	9.18	156
DOMREP 7.45 04/30/44	USP3579EAY34	7.450%	30/Apr/2044	BB-   Baa3	NEG   STABLE	AT MATURITY	USD	125.78	126.21	5.47%	12.58	392	125.21	5.52%	12.57	400
URUGUA 4 1/8 11/20/45	US760942AY83	4.125%	20/Nov/2045	BBB   Baa2	STABLE   STABLE	SINKABLE	USD	121.20	121.95	2.90%	16.70	132	121.35	2.92%	16.72	136
VENZ 7 03/31/38	USP97475AJ95	7.000%	31/Mar/2038	D   C	NEG   STABLE	AT MATURITY	USD	9.25	9.66	73.06%	1.68	6172	125.21	5.52%	12.57	400

Spreads a ~20-30 años



10-dic.-20

Curvas de Rendimiento



La información contenida aquí está dirigida únicamente con carácter informativo, es proporcionada sin ningún tipo de garantía de exactitud u objetividad, por lo que los interesados evaluarán la información presentada y el uso que le den será de su única responsabilidad. Rentabilidades pasadas no garantizan rentabilidades futuras. El valor de las inversiones disminuye o aumenta según las condiciones del mercado, por lo que el inversionista podría no recuperar su inversión. Las fluctuaciones de los tipos de cambio afectan negativa o positivamente el valor de una inversión. Se deben tomar en cuenta las disposiciones fiscales. Fuente: Bloomberg